

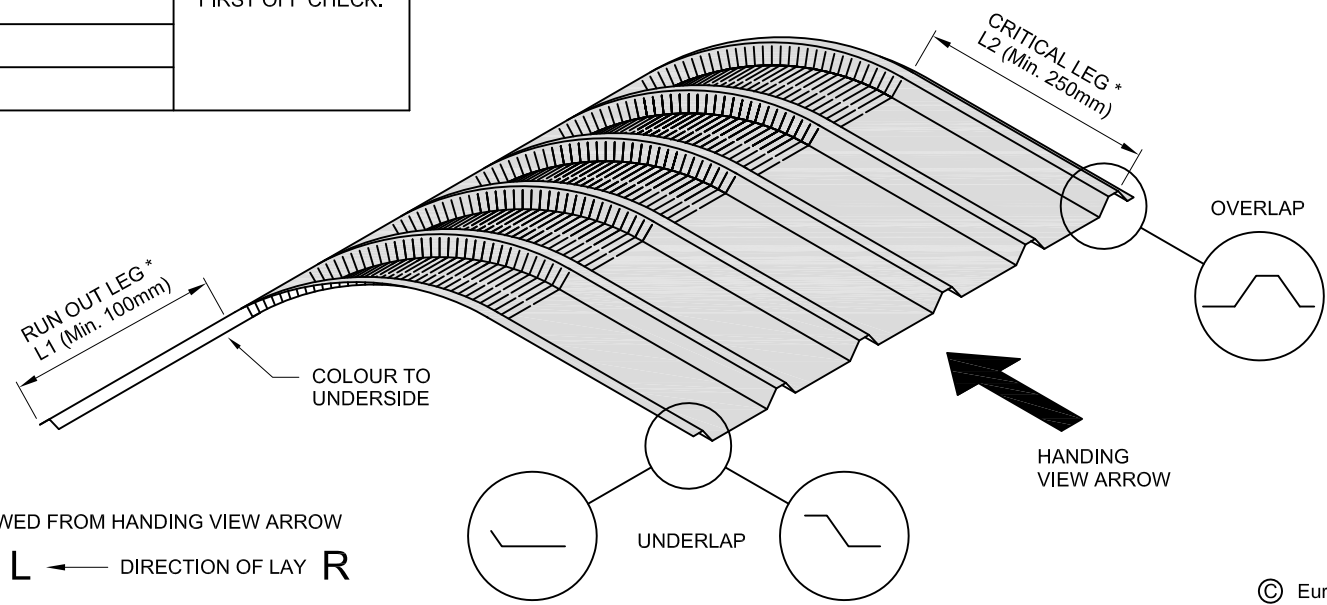
EUROCLAD ORDER NUMBER:	WORKS USE ONLY
CUSTOMER:	FIRST OFF CHECK:
PROJECT REFERENCE:	
DELIVERY DATE:	

NOTES:
 ANGLE OF CURVATURE = 2 x ROOF PITCH
 EXT RAD = INT RAD + PROFILE DEPTH

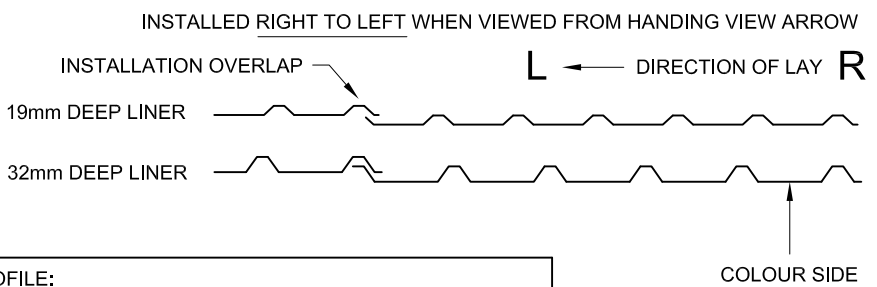
$$\frac{2 \times 3.142 \times \text{EXT RAD} \times \text{ANGLE}}{360} = \text{EXT ARC}$$

 MINIMUM INTERNAL RADIUS = 300mm *
 MAXIMUM SHEET LENGTH = 6000mm *
 * PRODUCTION LIMITATIONS MAY APPLY

CURVED RIDGE - LINING PANEL (R to L)



© Euroclad Limited
 Manufactured in accordance with MCRMA tolerances.

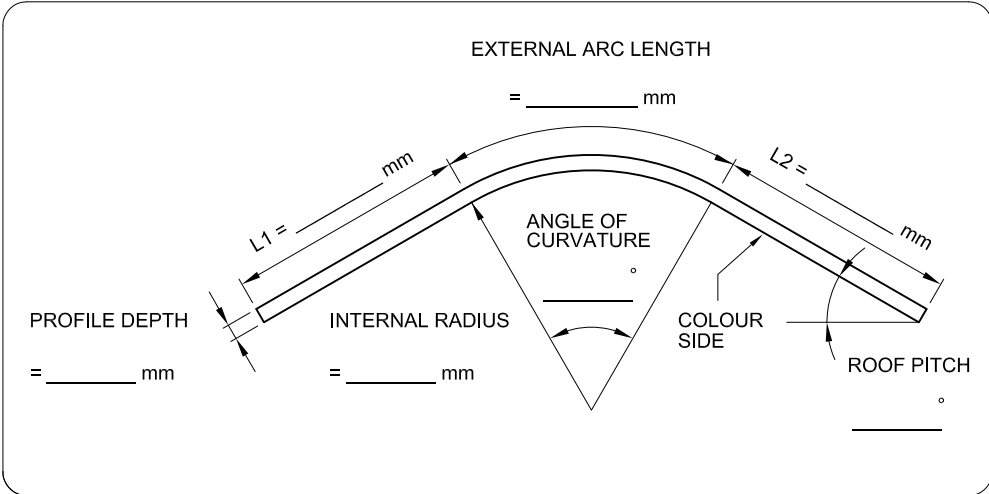


PROFILE:
MATERIAL/GAUGE:
COLOUR:
OVERALL SHEET LENGTH:
QUANTITY:
PACK & MARK:
TO MATCH PREVIOUS: YES / NO
O/No.
WORKS USE ONLY
No. OF HITS = _____ @ _____ mm CTRS @ PM _____

APPROVED

CUSTOMER SIGNATURE:

DATE:



REV	DESCRIPTION	DATE	DRN BY: J.S
1	.	.	CHKD: .
2	.	.	DATE: 15/07/09
3	.	.	SCALE: N.T.S

EUROCLAD

This drawing is copyright to Euroclad Ltd, Cardiff CF3 2ER.
 Tel 02920 790722
 Fax 02920 770479

TITLE
 CURVED RIDGE LINING PANEL
 (INSTALLED RIGHT TO LEFT)

DRAWING No. ED1142 REV..