

EUROCLAD ORDER NUMBER:	WORKS USE ONLY
CUSTOMER:	FIRST OFF CHECK:
PROJECT REFERENCE:	
DELIVERY DATE:	

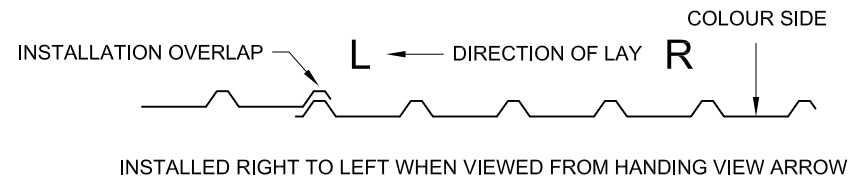
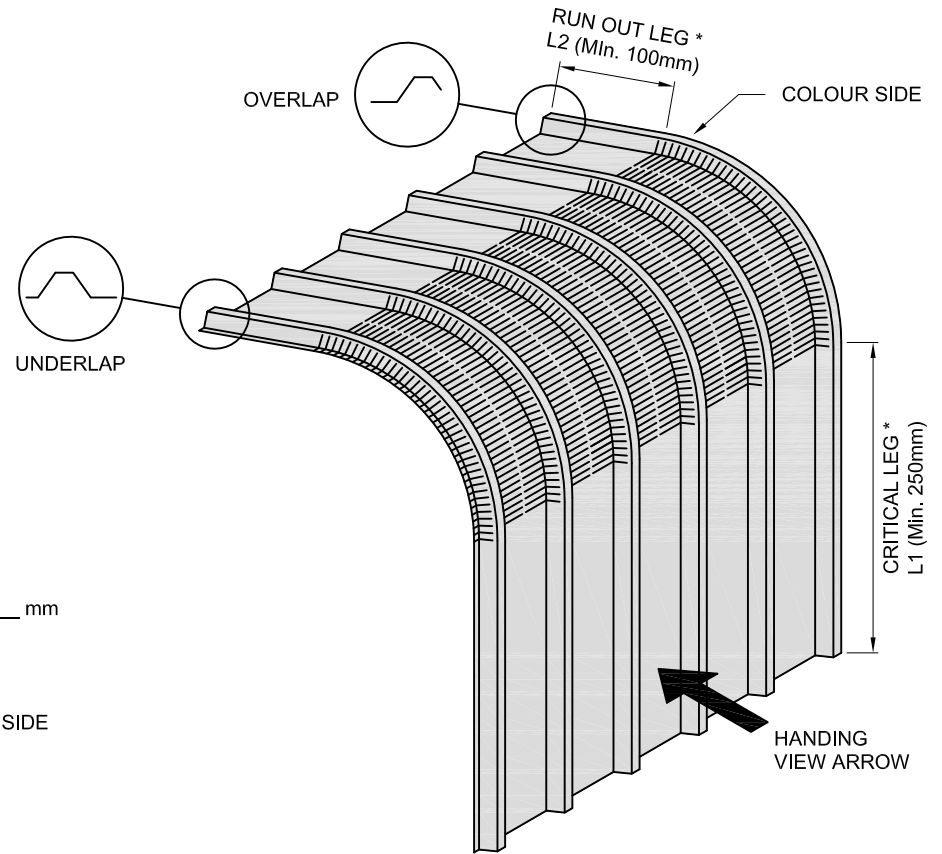
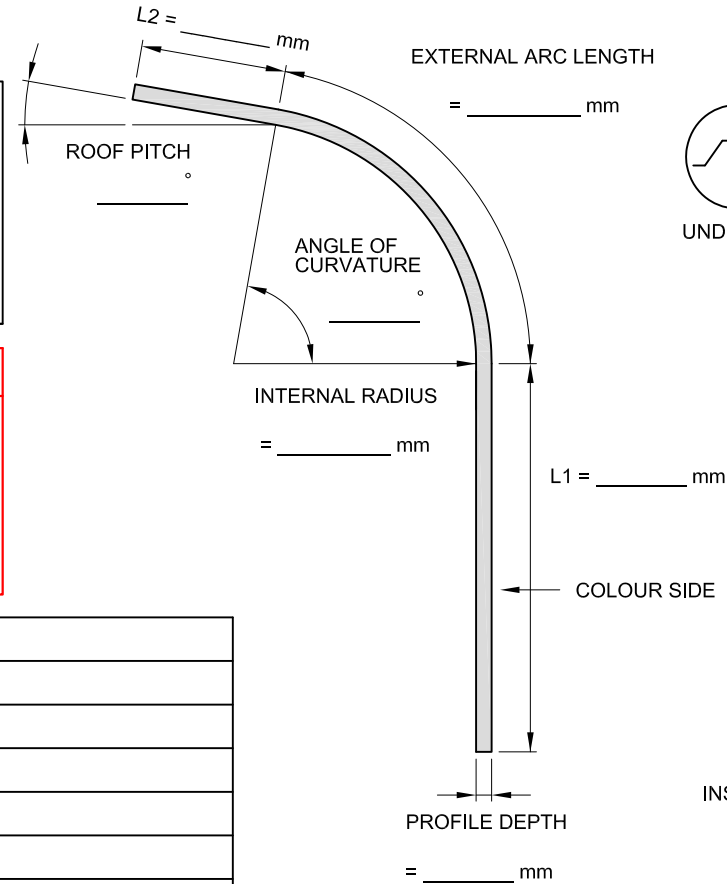
CURVED EAVES - EXTERNAL SHEET (R to L)

NOTES:
 ANGLE OF CURVATURE = 90 - ROOF PITCH
 $\frac{2 \times 3.142 \times \text{EXT RAD} \times \text{ANGLE}}{360} = \text{EXT ARC}$
 MINIMUM INTERNAL RADIUS = 300mm *
 MAXIMUM SHEET LENGTH = 6000mm *
 * PRODUCTION LIMITATIONS MAY APPLY

APPROVED
 CUSTOMER SIGNATURE:

 DATE:

PROFILE:	
MATERIAL/GAUGE:	
COLOUR:	
OVERALL SHEET LENGTH:	
QUANTITY:	
PACK & MARK:	
TO MATCH PREVIOUS: YES / NO	O/No.
WORKS USE ONLY	
No. OF HITS = _____ @ _____ mm CTRS @ PM _____	



© Euroclad Limited
 Manufactured in accordance with MCRMA tolerances.

REV	DESCRIPTION	DATE	DRN BY: J.S
1	.	.	CHKD: .
2	.	.	DATE: 15/07/09
3	.	.	SCALE: N.T.S



This drawing is copyright to Euroclad Ltd, Cardiff CF3 2ER.
 Tel 02920 790722
 Fax 02920 770479

TITLE
 CURVED EAVES EXTERNAL SHEET
 (INSTALLED RIGHT TO LEFT)

DRAWING No. ED1140 | REV.0